


# Boston Logan International Airport

## 보스톤 로건 국제공항



코 드 : BOS / KBOS

도 시 : Boston / 보스톤

국 가 : United States of America / 미국

기준일 : 2018. 12



# 보스턴 로건 국제공항

(Boston Logan International Airport)

## 1 일반현황

- 국가/도시 : 미국 / 보스턴
- 공항코드 : BOS(IATA) / KBOS(ICAO)
- 위치(위도/경도) : 42° 22.78' N / 71° 0.38' W
- 표고 : 19ft (5.8m)
- 운영주체 : Massachusetts Port Authority (Massport)
- 주소 : 1 Harborside Dr, Boston, MA 02128, USA
- 연락처 : +1 617 568 1810
- 홈페이지 : <http://www.massport.com/logan-airport>

## 2 공항 접근수단

- 버스
  - 고속버스 : New Hampshire communities, Manchester의 주변지역, Londonderry, Salem, Nashua, the community of Tyngsborough, MA.등으로 연결
  - 대형버스 : C&J Bus, Concord Coach Lines, Dartmouth Coach, Peter Pan Bus, Plymouth & Brockton Bus Co., Logan Express 등이 주변 지역으로 다양한 노선 운영
- 셔틀 : 여객터미널·렌터카 센터·MBTA Blue line의 공항역(Airport Station) 등으로 연결되며, 5-6분 간격으로 운행
- 수상교통 : 수상셔틀 또는 수상택시 이용이 가능하며, 보스턴 시내 및 Boston Inner Harbor, Hingham, Hull 등의 해안으로 직접 연결



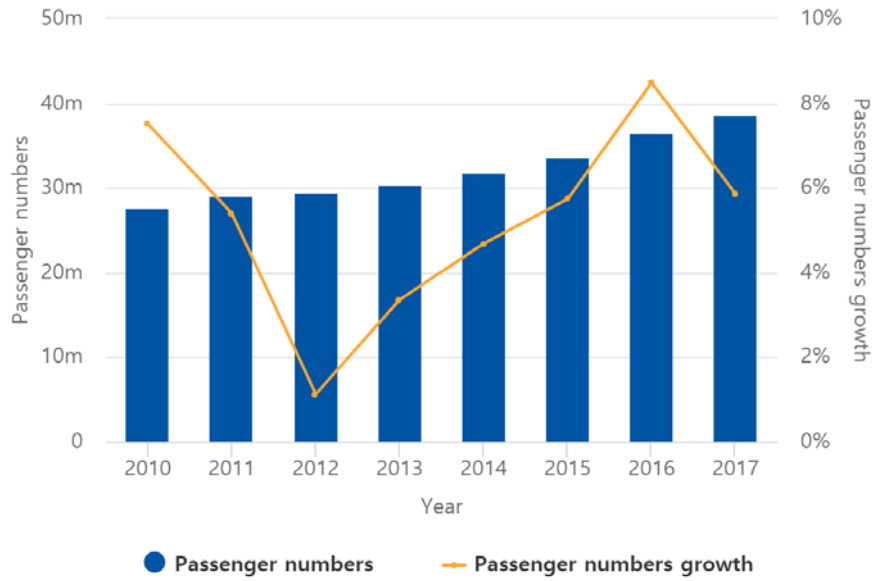
### 3 주요시설

구분	내 용					비고
활주로	ID	Dimensions	Surface	PCN	ILS	
	15R/33L	10083 x 150 feet 3073 x 46 meters	ASPHALT	90FCWT	YES	
	04R/22L	10006 x 150 feet 3050 x 46 meters	ASPHALT	90FCWT	YES	
	04L/22R	7864 x 150 feet 2397 x 46 meters	ASPHALT	90FCWT	YES	
	09/27	7001 x 150 feet 2134 x 46 meters	ASPHALT	90FCWT	YES	
	14/32	5000 x 100 feet 1524 x 30 meters	ASPHALT	85FCWT	Rwy32	
	15L/33R	2557 x 100 feet 779 x 30 meters	ASPHALT	90FCWT	-	
여객터미널	<ul style="list-style-type: none"> <li>○Terminal A : 총 21개의 게이트               <ul style="list-style-type: none"> <li>-1층 : Baggage Claim</li> <li>-2층 : Ticketing&amp;Gates 11개</li> <li>-Satellite 탑승동(Gate A13-A22) : 10개의 게이트</li> </ul> </li> <li>○Terminal B : 총 39개의 게이트               <ul style="list-style-type: none"> <li>-1층 : Baggage Claim</li> <li>-2층 : Ticketing&amp;Gates 39개</li> </ul> </li> <li>○Terminal C : 총 27개의 게이트               <ul style="list-style-type: none"> <li>-1층 : Baggage Claim</li> <li>-2층 : Ticketing&amp;Gates 27개</li> </ul> </li> <li>○Terminal E : 총 12개의 게이트               <ul style="list-style-type: none"> <li>-1층 : Baggage Claim</li> <li>-2층 : Gates 3개</li> <li>-3층 : Ticketing&amp;Gates 9개</li> </ul> </li> </ul>					
화물단지	<ul style="list-style-type: none"> <li>○ South Cargo에서 아래와 같은 항공사가 이용 중               <ul style="list-style-type: none"> <li>- Buildings 56 : 델타항공</li> <li>- Buildings 57 : 페덱스</li> <li>- Buildings 58 : 아메리칸항공, 페덱스</li> <li>- Buildings 62 : Worldwide Flight Services, United, Quantem항공</li> <li>- Buildings 63 : 스위스포트 화물, 사우스웨스트</li> </ul> </li> </ul>					
주차	<ul style="list-style-type: none"> <li>○ Terminal A, B, C, E : Central Parking 이용</li> <li>○ Terminal B/E : Terminal B/E 주차장 마련</li> <li>○ 기타 공항 부근의 주차장               <ul style="list-style-type: none"> <li>- Select Airport Valet Parking : VIP전용</li> <li>- Thrifty Airport Parking : 공항셔틀 탑승가능</li> <li>- PreFlight Airport Parking : 편의시설 구비</li> <li>- Airport Valet &amp; Park : 발렛파킹 시 편리</li> <li>- Park Shuttle and Fly : 24시간 셔틀 운행</li> </ul> </li> </ul>					



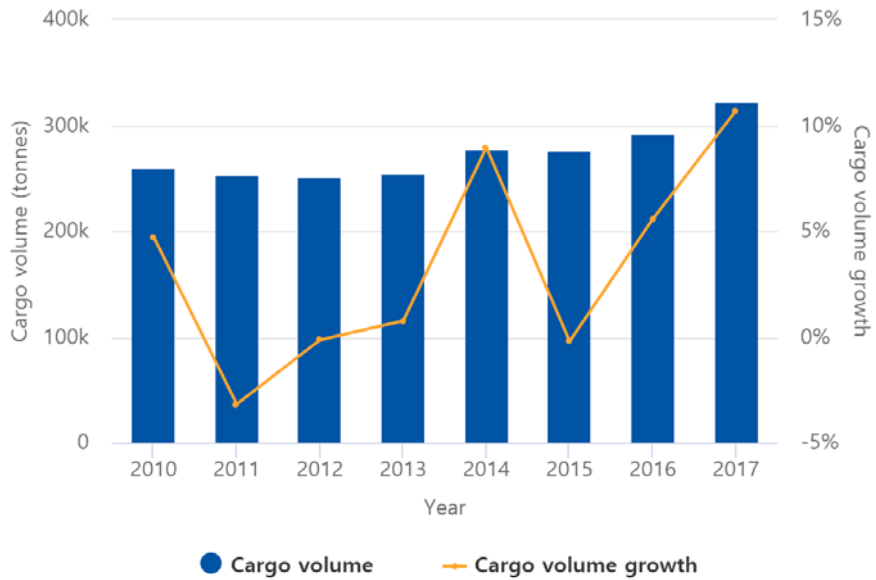
## 4 처리능력

### ○ 연도별 여객실적 및 증감률



연도	2010	2011	2012	2013	2014	2015	2016	2017
여객실적(명)	27,428,962	28,909,267	29,235,643	30,218,631	31,634,445	33,449,580	36,288,042	38,412,419

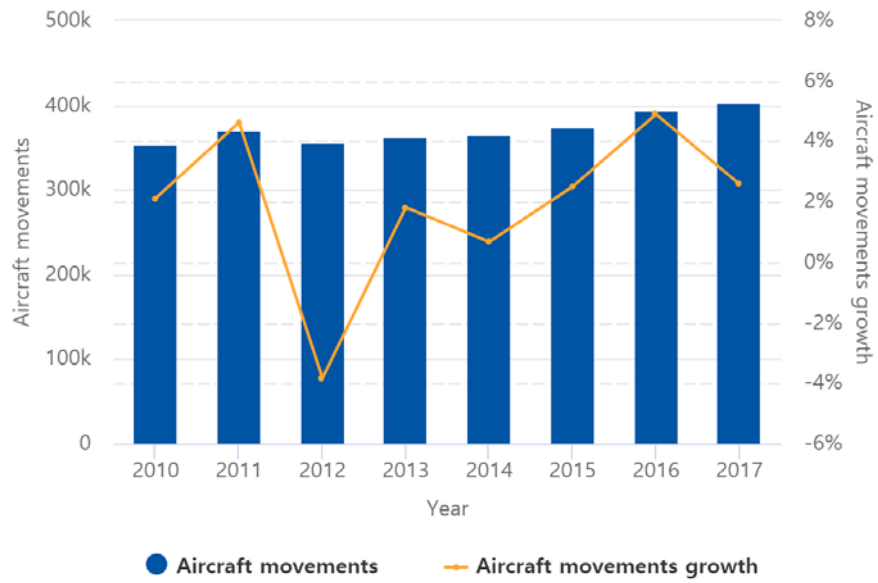
### ○ 연도별 화물실적 및 증감률



연도	2010	2011	2012	2013	2014	2015	2016	2017
화물실적(톤)	259,584	251,349	251,008	252,923	275,579	275,030	290,367	321,451



○ 연도별 운항횟수 및 증감률



연도	2010	2011	2012	2013	2014	2015	2016	2017
운항횟수	352,643	368,987	354,869	361,339	363,797	372,930	391,222	401,371



## 5 취항현황

### ○ 직항 여객노선 취항현황 (120)

지역	국가	노선수
Domestic (71)	United States of America	71
Africa (1)	Cape Verde	1
Asia Pacific (4)	China	2
	Hong Kong	1
	Japan	1
Europe (20)	Denmark	1
	France	1
	Germany	2
	Iceland	1
	Ireland	2
	Italy	1
	Netherlands	1
	Portugal	3
	Spain	2
	Switzerland	1
	Turkey	1
	United Kingdom	4
Latin America (13)	Aruba	1
	Barbados	1
	Brazil	1
	Colombia	1
	Dominican Republic	3
	El Salvador	1
	Haiti	1
	Jamaica	1
	Mexico	2
Panama	1	
Middle East (3)	Israel	1
	Qatar	1
	United Arab Emirates	1
North America (8)	Bermuda	1
	Canada	6
	Puerto Rico	1



## 6 공항사용료

### 1. Landing

Effective Date: 01-Oct-2016

Verified Date: 22-Oct-2018

Landing Charge	USD	4.78	Unit Rate x MLW_per 1,000 lbs or part thereof
----------------	-----	------	---

Notes: 1. FAA certificated Landed weight.

### 2. Lighting

Effective Date:

Verified Date: 16-Jul-2018

Not Charged

### 3. Parking

Effective Date: 01-Oct-2016

Verified Date: 16-Jul-2018

0 - 4 Hours

0 - 65 feet	USD	40.0	Fixed Charge
66 - 80 feet	USD	45.0	Fixed Charge
81 - 95 feet	USD	71.0	Fixed Charge
96 - 125 feet	USD	126.0	Fixed Charge
126 - 165 feet	USD	176.0	Fixed Charge
166 - 214 feet	USD	270.0	Fixed Charge
Over 215 feet	USD	303.0	Fixed Charge

4-8 hours

0 - 65 feet	USD	40.0	Fixed Charge
66 - 80 feet	USD	56.0	Fixed Charge
81 - 95 feet	USD	91.0	Fixed Charge
96 - 125 feet	USD	158.0	Fixed Charge
126 - 165 feet	USD	242.0	Fixed Charge
166 - 214 feet	USD	357.0	Fixed Charge
Over 215 feet	USD	402.0	Fixed Charge

8-16 hours

0 - 65 feet	USD	56.0	Fixed Charge
66 - 80 feet	USD	101.0	Fixed Charge
81 - 95 feet	USD	157.0	Fixed Charge



96 - 125 feet	USD	276.0	Fixed Charge
126 - 165 feet	USD	423.0	Fixed Charge
166 - 214 feet	USD	625.0	Fixed Charge
Over 215 feet	USD	705.0	Fixed Charge
16-24 hours			
0 - 65 feet	USD	71.0	Fixed Charge
66 - 80 feet	USD	119.0	Fixed Charge
81 - 95 feet	USD	178.0	Fixed Charge
96 - 125 feet	USD	319.0	Fixed Charge
126 - 165 feet	USD	479.0	Fixed Charge
166 - 214 feet	USD	719.0	Fixed Charge
Over 215 feet	USD	811.0	Fixed Charge
24-32 hours			
0 - 65 feet	USD	103.0	Fixed Charge
66 - 80 feet	USD	175.0	Fixed Charge
81 - 95 feet	USD	273.0	Fixed Charge
96 - 125 feet	USD	476.0	Fixed Charge
126 - 165 feet	USD	724.0	Fixed Charge
166 - 214 feet	USD	1,073.0	Fixed Charge
Over 215 feet	USD	1,207.0	Fixed Charge
32-48 hours			
0 - 65 feet	USD	134.0	Fixed Charge
66 - 80 feet	USD	232.0	Fixed Charge
81 - 95 feet	USD	363.0	Fixed Charge
96 - 125 feet	USD	640.0	Fixed Charge
126 - 165 feet	USD	967.0	Fixed Charge
166 - 214 feet	USD	1,436.0	Fixed Charge
Over 215 feet	USD	1,618.0	Fixed Charge

#### 4. Passenger Service

Effective Date: 01-Oct-2016

Verified Date: 16-Jul-2018

#### Terminal E

Inbound	USD	12.82	Unit Rate per arriving passenger
---------	-----	-------	----------------------------------



Outbound	USD	3.19	Unit Rate per departing passenger
Terminal A B C (Common use gates)			
Inbound	USD	1.84	Unit Rate per arriving passenger
Outbound	USD	4.67	Unit Rate per departing passenger

## 5. Passenger Facility Charge

Effective Date: 30-Oct-2017

Verified Date: 16-Jul-2018

Passenger Facility Charge	USD	4.5	Unit Rate per departing passenger
---------------------------	-----	-----	-----------------------------------

Notes: 1. Exempt: infants not occupying a seat and infants charged a token fare but who do not have a confirmed seat, ground transportation, bus & train services, passengers enplaning on a carrier which is not required by the public agency to collect PFCs., flight segments between 2 or more points in Hawaii, passenger holding a ticket issued outside the U.S. that includes travel outside the U.S. and the airport is not a gateway airport.

## 6. Check - in

Effective Date: 01-Oct-2016

Verified Date: 16-Jul-2018

All Terminals (A, B, C, E)	USD	7.34	Unit Rate per departing passenger
----------------------------	-----	------	-----------------------------------

## 7. Boarding Bridge

Effective Date: 01-Oct-2016

Verified Date: 16-Jul-2018

Boarding Bridge Charge	USD	3,955.0	Unit Rate per month or part thereof
------------------------	-----	---------	-------------------------------------

## 8. Baggage

Effective Date: 01-Oct-2016

Verified Date: 16-Jul-2018

Outbound baggage	USD	1.31	Unit rate per bag
------------------	-----	------	-------------------

Notes: So called Baggage Screening Fee.

## 9. Rental

Effective Date: 01-Oct-2016

Verified Date: 03-Sep-2018

Terminal A	USD	182.18	Unit rate per square foot per year
Terminal B	USD	122.1	Unit rate per square foot per year
Terminal C			
Pier A - upper pier	USD	110.99	Unit rate per square foot per year
Lower piers B&C	USD	69.94	Unit rate per square foot per year
Upper piers B&C	USD	130.63	Unit rate per square foot per year
Main Terminal (incl. pier D)	USD	178.3	Unit rate per square foot per year
Terminal E			



Type 1 Space	USD	105.01	Unit rate per square foot per year
Type 2 Space	USD	108.01	Unit rate per square foot per year
Type 3 Space	USD	118.51	Unit rate per square foot per year

## 7 공항개발계획

- 터미널E를 400,000ft<sup>2</sup>에 달하는 규모로 새롭게 개장할 계획
  - 발권 및 국제선 도착 시스템 성능 향상, 세관 공간 확장, 새로운 통합 승객 보안 검색장 마련, 수하물 시스템 현대화, 상업시설 공간 등의 확장 및 개선